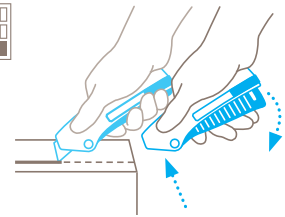


TECHNICAL DATA SHEET

SECUNORM MIZAR NO. 1250019



Safety technology



Automatic blade retraction – a high degree of safety

The SECUNORM MIZAR is equipped with automatic blade retraction: as soon as you release the lever, the blade disappears into the handle – and it stays there too. This provides a high degree of safety from cut injuries.



SQUEEZE-LEVER KNIFE WITH AUTOMATIC BLADE RETRACTION FOR ALL NORMAL CUTTING JOBS.

Order No. 1250019.17

More leverage, more performance. With ceramic blade.

The slimline SECUNORM MIZAR is your gateway into our world of quality squeeze-grip knives. Instead of a slider, a lever is responsible for releasing the blade, and instead of a steel blade, it has a permanently sharp ceramic blade. It is particularly versatile and efficient and can be used for all common cutting materials and for a wide variety of cutting types – thanks to its perfect handling. The fibreglass-reinforced handle comprises at least 80% recycled plastic.

Ergonomically shaped

Right-handed? Left-handed? It makes no difference with the SECUNORM MIZAR. Its ergonomically designed, lockable squeeze grip comfortably fits all hands. Making cutting super easy. Regardless of the number of cuts you make per day.

Plastic with a content

MARTOR is committed to sustainability. SECUNORM MIZAR is another MARTOR safety knife that uses high-quality,

glass fibre reinforced recycled plastic. It is also designed for subsequent recycling.

Easy blade change

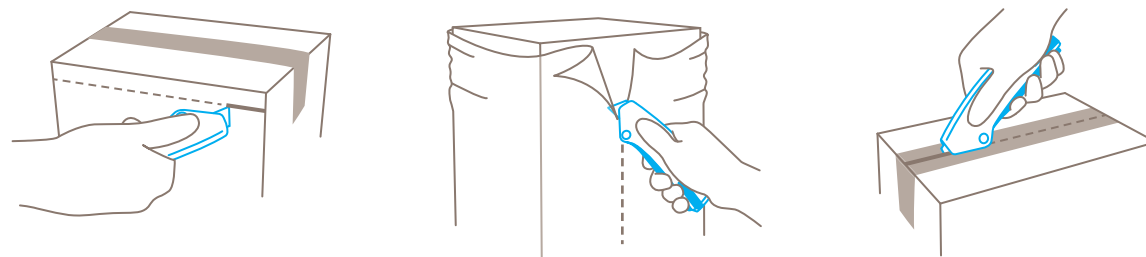
No tools are needed to change the blade. Two hands can do the job. Move the 3-in-1 safety lock to position „blade change“. Swing out the lever, flip the blade cover, replace the blade. Close the cover, store the lever, continue cutting!

Multipurpose locking function

The SECUNORM MIZAR 3-in-1 safety lock is unique. Slide it to lock and unlock your cutting tool. And when necessary, move it to position 3 to safely change or rotate the blade.

2-cutting edge blade

Before you need to change the quality blade, you have the chance to turn it over once. Usage time of the blade is doubled and fatigue is held at bay: with a simple flip of the blade, your product will cut like new.








PRODUCT FEATURES

Technical features

 High safety	 Tool-less blade change	 Abrasion resistant	 Very ergonomic
 Safety lock	 2-cutting edge blade	 Cutting depth	 Ceramic
 Rounded-tip trapezoid blade	 For right and left hands	 Lanyard hole	 Printable for promotional purposes

Main cutting materials

 Cardboard: up to 2-ply	 Wrapping, stretch and shrink foil	 Plastic strapping band	 Tape
 Bagged goods	 Layers of foil or paper	 Yarn, cord	 Textile, material

Installed blade



NO. 65232C
0.65 mm, ceramic,
rounded blade tips, deep-edged

Optional blade



NO. 65232
0.63 mm, rounded blade tips,
deep-edged



NO. 52
0.63 mm



NO. 85232
0.63 mm, deep-edged,
TiN-coated



NO. 85233
0.63 mm, 1-sided ground-edge,
TiN-coated



NO. 165232
0.63 mm, stainless,
rounded blade tips, deep-edged



NO. 5233
0.63 mm, 1-sided ground-edge



NO. 8852
0.63 mm, TiN-coated



NO. 56
0.63 mm



NO. 5232
0.63 mm,
deep-edged

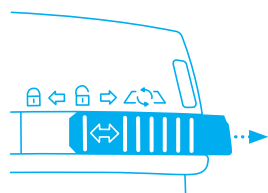


NO. 610
0.63 mm, stainless




NO. 852
0.63 mm, stainless,
TiN-coated

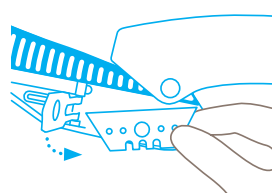
BLADE CHANGE




Move the 3-in-1 activator into its
rearmost position.



Swing the lever completely **out of
the handle** and flip open the blade
cover.



Now you can either **rotate or
replace** the blade. Re-close the
blade cover.



Swing the lever **back into the han-
dle** and set the 3-in-1 activator to
either lock or unlock.

SERVICES OFFERED



Safety poster



Technical data sheet



Consulting service

PRODUCT AND PACKAGING DETAILS

Order No.	NO. 1250019.17	Packaging unit	1 in single unit box
Knife size (L x W x H)	139 x 15.6 x 50.5 mm	Size Single unit box	143 x 19 x 55 mm
Weight knife	55.0 g	Weight single unit box	69.0 g
Basic material	Recycled plastic, glass fibre reinforced	EAN Code single unit box	4002632802713
Cutting depth	13 mm	Quantity in outer pack	10 knives
		Size outer pack	114 x 104 x 148 mm
		Weight outer pack	740.0 g
		EAN Code outer pack	4002632852718
		Customs tariff number	69149000

SAFETY CERTIFICATE

Date of issue	13.06.2024
Certification	GS certificate NO. 179274-7111-55094-2020/3

Certificates and awards



SAFETY ADVICE

To ensure that you use your new MARTOR knife safely and most effectively, please read and note the following user-instructions. Please keep the written guide in a safe place so that you can access it at any time.

1. General application instructions: Please always use the product carefully for manual cutting work only and not for any purposes other than those that are intended. Please take the correct handling and the proper use of the knives into account in this regard. As an additional safety measure, we recommend the wearing of safe gloves.

2. Special application instructions to avoid the danger of injuries: Always take great care when handling the product. Before first use, familiarise yourself with the safety technology and how it works. Before every further use, check the knife for proper functioning. Only use cutting tools that are in perfect condition with sharp, clean and undamaged MARTOR blades. Also make sure that the knife's operation is not impaired by the material to be cut or by dirt or particle deposits around the blade. **CAUTION: The blade is sharp and can result in serious and deep cuts. Therefore, never reach into the blade!** Do not place your free hand in the line of cutting and never cut directly towards you.

3. Replacement of spare parts: Replace any blades that become dull at the right time! Use only the replacement blades from MARTOR for this purpose. Dispose of old blades in a proper fashion. They should not be placed in a waste paper bin, as this poses a considerable danger of injuries. Never perform any repairs yourself. If the knife shows signs of aging or any other wear, e.g. which impair safety features, blade changing or usage, the knife must be taken out of service and replaced. Do not modify this product in any way. Modifications of any kind may impair product safety. **CAUTION:** The risk of injury caused by manipulation of this product is extremely high.

4. Non-use of the knife: Always secure the blade in such a way (depending on product type) that injuries due to cuts are excluded. Store the knife in a secure place.

5. Care instructions: To guarantee a long service life, always keep the knife clean and do not expose it to unnecessary soiling and humidity.

CAUTION: No liability will be assumed for consequential losses. Subject to technical changes and errors! This knife does not belong in the hands of children!

ACCESSORIES

BELT HOLSTER M

NO. 9921



What do you do with your cutting tools when you are not actually using them? The MARTOR BELT HOLSTER M is a robust holder that allows you to carry all midsize MARTOR knives as well as our safety scissors at all times. In addition, the interior and exterior pockets are designed to allow you to load different tools: for example you can carry an extra safety knife, a pen and a pack of blades. The MARTOR BELT HOLSTER is the ideal place to stow your tools safely when moving from A to B - and have them at hand, as soon as they are required.

BELT HOLSTER XXL

NO. 9924



The BELT HOLSTER XXL is a real space miracle. With it, you not only transport your MARTOR cutting tools safely from A to B. All other work utensils are always within reach. The BELT HOLSTER XXL has two large compartments: the inner one is lockable, the outer one is equipped with a knife safety device. You are also well equipped when it comes to carrying options. Choose flexibly between strap, Velcro fastener and clip.

USED BLADE CONTAINER


NO. 9810



You can fill the USED BLADE CONTAINER with the content of your SAFEBOX. Or directly with your used blades. When the box is full, turn the lid until it shuts. Now the box cannot be reopened. The next step is to safely and completely dispose of the filled USED BLADE CONTAINER as normal waste.

WALL MOUNT BRACKET USED BLADE CONTAINER

NO. 9845



Include it in your order now! With this mounting bracket you can fix your USED BLADE CONTAINER to a central location. Use the clamp and screws and nuts supplied with the product to attach it to either a pipe or a rod.

SAFEBOX

NO. 108000



The SAFEBOX is large enough to store a large number of used blades safely. And at the same time, it is compact enough to carry with you. The two slits are not only used for filling, but also to „shorten“ your snap-off blades. When your SAFEBOX is full, empty it into your USED BLADE CONTAINER.

MANUFACTURER

MARTOR KG | Lindgesfeld 28 | 42653 Solingen | Germany
T +49 212 73870-0 | info@martor.de | www.martor.com