

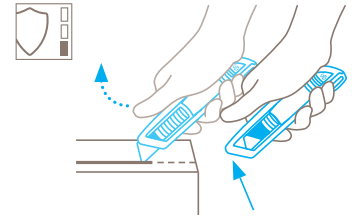
TECHNICAL DATA SHEET

SECUNORM 300

NO. 30000410



Safety technology



Automatic blade retraction – a high degree of safety

The automatic blade retraction of the SECUNORM 300 guarantees a high degree of safety from cut injuries. As soon as you have started to cut, take your thumb off the slider. Then the blade will retract into the handle immediately after leaving the material being cut.



SAFETY KNIFE WITH AUTOMATIC BLADE RETRACTION FOR ALL NORMAL CUTTING JOBS.

Order No. 30000410.02

Surprisingly light. Convincingly good. With trapezoid blade.

The SECUNORM 300 is the lightweight alternative to the SECUNORM 500. Its handle housing comprises at least 60% recycled plastic and is reinforced with fibreglass. This means that the all-round knife is ready for any number of cuts through cardboard, film, etc. And you are too! Because SECUNORM 300's ergonomic design feels comfortable even after a long day of cutting. The automatic blade retraction protects you, and the blade is quick to change.

Ergonomic handle

The excellent ergonomics can be felt all over the SECUNORM 300, for example in the newly shaped handle which fits comfortably into the hand. Or in details such as the nicely rounded knife end or the non-slip soft grip on the slider.

Pleasantly light

The SECUNORM 300's lightness enables you to work efficiently. At only approx. 50 grams, you get a comfortable and versatile professional cutting tool.

Sustainably robust

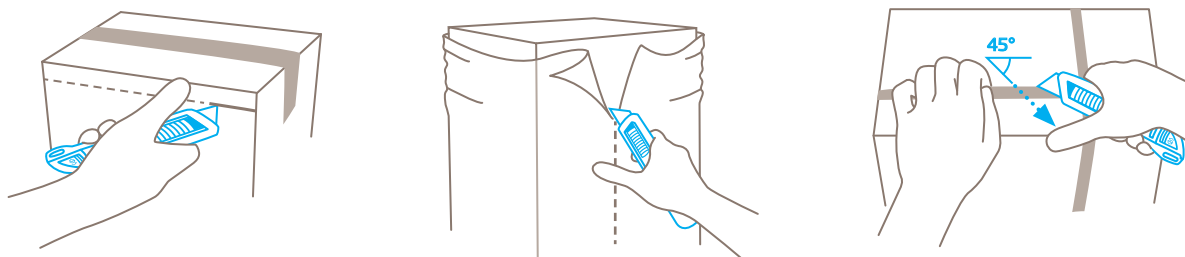
The SECUNORM 300 is made of a glass fibre reinforced plastic, making it particularly abrasion resistant. Your safety knife therefore stays in top form even when in heavy contact with the cutting material.

Increased cutting depth

A 19 mm cutting depth makes light work of all common cutting tasks in logistics and production, etc., as well as for high frequency cutting tasks. You can be sure your high-quality MARTOR knife will keep up to speed with any task.












Optimal blade changing

Just pressing the blade change button allows you to remove the plastic insert with the blade. The click-in blade cover and integrated magnet make blade changing even easier and safer.













PRODUCT FEATURES


Technical features

| | | | |
|--|--|--|--|
|  High safety |  Safer blade change (with magnet) |  Abrasion resistant |  Very ergonomic |
|  2-cutting edge blade |  Cutting depth (19 mm) |  Ceramic blade insertable |  Soft grip |
|  For right and left handers |  Lanyard hole |  Printable for promotional purposes | |

Main cutting materials

| | | | |
|--|---|--|---|
|  Cardboard: up to 3-ply |  Wrapping, stretch and shrink foil |  Plastic strapping band |  Tape |
|  Bagged goods |  Layers of foil or paper |  Yarn, cord |  Textile, material |
|  Felt |  Fleece | | |

Installed blade



NO. 5232
0.63 mm, deep-edged

Optional blade



NO. 65232
0.63 mm, rounded blade tips, deep-edged



NO. 165232
0.63 mm, stainless, rounded blade tips, deep-edged



NO. 65232C
0.65 mm, ceramic, rounded blade tips, deep-edged



NO. 5634
0.63 mm, rounded blade tips



NO. 56
0.63 mm



NO. 610
0.63 mm, stainless



NO. 52
0.63 mm



NO. 852
0.63 mm, stainless, TiN-coated



NO. 85232
0.63 mm, deep-edged, TiN-coated



NO. 85233
0.63 mm, 1-sided ground-edge, TiN-coated

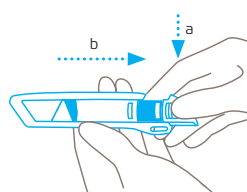


NO. 5233
0.63 mm, 1-sided ground-edge

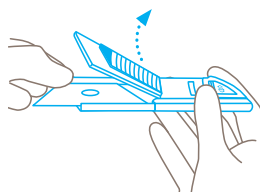


NO. 8852
0.63 mm, TiN-coated

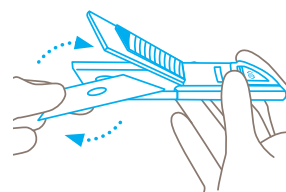
BLADE CHANGE



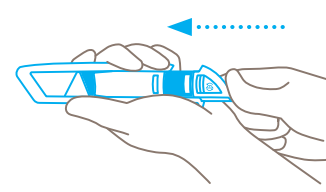
Press the blade change button and remove the plastic insert from the rear of the handle.



Hold the **blunt** side of the blade and use it to lift the blade cover upwards. The cover remains in the open position.



Reverse or replace the blade. Make sure you place the blade **exactly** on the locating lobe.



Close the blade cover and push the plastic insert back into the handle until the blade change button **audibly** clicks.

SERVICES OFFERED



Safety poster



Training video



Technical data sheet



Consulting service

PRODUCT AND PACKAGING DETAILS

| | | | |
|------------------------|--|--------------------------|----------------------|
| Order No. | NO. 30000410.02 | Packaging unit | 1 in single unit box |
| Knife size (L x W x H) | 143 x 16 x 36 mm | Size Single unit box | 154 x 22 x 38 mm |
| Weight knife | 52.0 g | Weight single unit box | 60.4 g |
| Basic material | Recycled plastic, glass fibre reinforced | EAN Code single unit box | 4002632801716 |
| Cutting depth | 19 mm | Quantity in outer pack | 10 pieces |
| | | Size outer pack | 115 x 80 x 160 mm |
| | | Weight outer pack | 652.0 g |
| | | EAN Code outer pack | 4002632851711 |
| | | Customs tariff number | 82119300 |

SAFETY CERTIFICATE

| | |
|---------------|--|
| Date of issue | 29.05.2024 |
| Certification | GS certificate NO. 188250-7992-55094-2024 |

Certificates and awards



SECURITY ADVICE

To ensure that you use your new MARTOR knife safely and most effectively, please read and note the following user-instructions. Please keep the written guide in a safe place so that you can access it at any time.

1. General application instructions: Please always use the product carefully for manual cutting work only and not for any purposes other than those that are intended. Please take the correct handling and the proper use of the knives into account in this regard. As an additional safety measure, we recommend the wearing of safe gloves.

2. Special application instructions to avoid the danger of injuries: Only use knives that are in perfect condition and have sharp, clean and undamaged MARTOR blades. Employ the utmost care when handling the knives. Prior to use, familiarise yourself with the safety features and their functioning. Ensure that these safety features are not impaired by the type of material to be cut. CAUTION: The blade is sharp and can result in serious and deep cuts. Therefore, never reach into the blade! Do not place your free hand in the line of cutting and never cut directly towards you.

3. Replacement of spare parts: Replace any blades that become dull at the right time! Use only the replacement blades from MARTOR for this purpose. Dispose of old blades in a

proper fashion. They should not be placed in a waste paper bin, as this poses a considerable danger of injuries. Never perform any repairs yourself. If the knife shows signs of aging or any other wear, e.g. which impair safety features, blade changing or usage, the knife must be taken out of service and replaced. Do not modify this product in any way. Modifications of any kind may impair product safety. CAUTION: The risk of injury caused by manipulation of this product is extremely high.

4. Non-use of the knife: Always secure the blade in such a way (depending on product type) that injuries due to cuts are excluded. Store the knife in a secure place.

5. Care instructions: To guarantee a long service life, always keep the knife clean and do not expose it to unnecessary soiling and humidity.

CAUTION: No liability will be assumed for consequential losses. Subject to technical changes and errors! This knife does not belong in the hands of children!

ACCESSORIES

BELT HOLSTER S

NO. 9920



What do you do with your cutting tools when you are not actually using them? The MARTOR BELT HOLSTER S is a robust holder that allows you to carry all compact MARTOR knives as well as our safety scissors at all times. In addition, the compartments are designed to allow you to load different tools: for example you can also carry a pen or a pack of blades. The MARTOR BELT HOLSTER is the ideal place to stow your tools safely when moving from A to B - and have them at hand, as soon as they are required.

BELT HOLSTER XXL

NO. 9924



The BELT HOLSTER XXL is a real space miracle. With it, you not only transport your MARTOR cutting tools safely from A to B. All other work utensils are always within reach. The BELT HOLSTER XXL has two large compartments: the inner one is lockable, the outer one is equipped with a knife safety device. You are also well equipped when it comes to carrying options. Choose flexibly between strap, Velcro fastener and clip.

HOLSTER SMALL

NO. 9842



This blue plastic HOLSTER is just like the black version, only smaller. Use it to safely store and transport for example for the SECUNORM 500 or the SECUNORM 300. With this HOLSTER on your hip, your knife will always be within grasping range.

TOOL RETRACTOR

NO. 9960



The TOOL RETRACTOR protects your cutting tool from loss and from falling down. Its core is the heavy-duty Kevlar cord that can be extended up to 90 cm. As soon as you let go of your knife, it is returned to you via the flexible cord. Your hands are free for other activities – the knife always remains at hand. The carabiner is designed for your belt loop, the steel cord at the other end fits through the eyelet of your cutting tool.

USED BLADE CONTAINER


NO. 9810



You can fill the USED BLADE CONTAINER with the content of your SAFEBOX. Or directly with your used blades. When the box is full, turn the lid until it shuts. Now the box cannot be reopened. The next step is to safely and completely dispose of the filled USED BLADE CONTAINER as normal waste.

WALL MOUNT BRACKET USED BLADE CONTAINER

NO. 9845



Include it in your order now! With this mounting bracket you can fix your USED BLADE CONTAINER to a central location. Use the clamp and screws and nuts supplied with the product to attach it to either a pipe or a rod.

SAFEBOX

NO. 108000



The SAFEBOX is large enough to store a large number of used blades safely. And at the same time, it is compact enough to carry with you. The two slits are not only used for filling, but also to „shorten“ your snap-off blades. When your SAFEBOX is full, empty it into your USED BLADE CONTAINER.

MANUFACTURER

MARTOR KG | Lindgesfeld 28 | 42653 Solingen | Germany
T +49 212 73870-0 | info@martor.de | www.martor.com