

## TECHNICAL DATA SHEET

### SECUMAX MOBILEX

#### Safety technology



#### **Concealed blade – a maximum degree of safety**

The SECUMAX MOBILEX blade is not an open one, but is hidden from people and goods. This provides you with the highest degree of safety from cut injuries and from damage to goods.



#### SAFETY KNIFE WITH CONCEALED BLADE AND CUTTING DEPTH ADJUSTER.

**Order No.** 45137.02

#### **Adjustable cutting depth. You choose!**

Paper, film, foam? Not a problem at all! But wait, there's more! The SECUMAX MOBILEX is the only safety knife with a concealed blade and an adjustable cutting depth. Make blade access larger or smaller by setting the in-built cutting depth adjuster. Set a depth ranging from low 2 mm to great 10 mm. It all depends on your requirements and the size of the material you need to cut.

#### **Light in all respects**

Small, light, ergonomically shaped. That alone makes the SECUMAX MOBILEX a valuable „colleague.“ Its low resistance while cutting also makes your work easier.

#### **Without a tool**

You only have to push the blade changer upwards with your thumb and the blade is ready to change. The structured surface on the changer also gives you a better grip.

#### **Ten cutting depths**

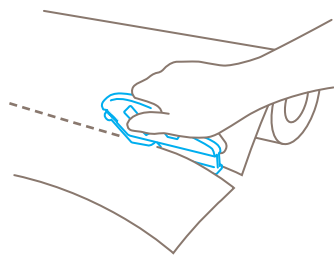
What is unusual in the SECUMAX MOBILEX? Without a doubt it's the cutting depth adjuster, with which you can adjust blade access to the thickness and condition of your cutting material. Practical, isn't it?

#### **For left and right handers**

The SECUMAX MOBILEX fits into every hand. Yours too. Because the rounded off handle made of high quality plastic does not differentiate between left and right. Test it for yourself!

#### **4-cutting edge blade**

Until you have to change your blade some time, you can turn it and turn it over several times and quadruple your usage time in this way. Practical for you, favourable for your company.



PRODUCT FEATURES

Technical features



Maximum safety



Tool-less blade change



Ergonomic



4-cutting edge blade



Adjustable cutting depth



For right and left handers



Printable for promotional purposes

Main cutting materials



Wrapping, stretch and shrink foil



Layers of foil or paper



Foam, polystyrene



Textile, material



Coated film



Laminated film

Installed blade



**NO. 37020**  
0.20 mm

Optional blade



**NO. 36020**  
0.20 mm



**NO. 36015**  
0.15 mm



**NO. 36030**  
0.30 mm



**NO. 37030**  
0.30 mm



**NO. 13615**  
0.15 mm, stainless



**NO. 13730**  
0.30 mm, stainless



**NO. 83615**  
0.15 mm, stainless,  
TiN-coated



**NO. 83715**  
0.15 mm, stainless,  
TiN-coated

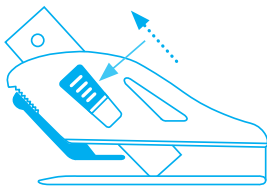


**NO. 83630**  
0.30 mm, stainless,  
TiN-coated

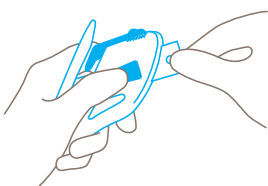


**NO. 83730**  
0.30 mm, stainless,  
TiN-coated

BLADE CHANGE



Push slider button up and...



...blade out off guide slot.



## PRODUCT AND PACKAGING DETAILS

Order No.	NO. 45137.02	Packaging unit	1 in single unit box
Knife size (L x W x H)	114 x 15.5 x 59 mm	Size Single unit box	63 x 20 x 115 mm
Weight knife	47.5 g	Weight single unit box	57.5 g
Basic material	Plastic	EAN Code single unit box	4002632804632
Cutting depth	1.8 - 10.2 mm	Quantity in outer pack	10 scrapers
		Size outer pack	132 x 114 x 122 mm
		Weight outer pack	635.0 g
		EAN Code outer pack	4002632854637
		Customs tariff number	82119200

## SAFETY ADVICE

To ensure that you use your new MARTOR knife safely and most effectively, please read and note the following user-instructions. Please keep the written guide in a safe place so that you can access it at any time.

**1. General application instructions:** Please always use the product carefully for manual cutting work only and not for any purposes other than those that are intended. Please take the correct handling and the proper use of the knives into account in this regard. As an additional safety measure, we recommend the wearing of safe gloves.

**2. Special application instructions to avoid the danger of injuries:** Always take great care when handling the product. Before first use, familiarise yourself with the safety technology and how it works. Before every further use, check the knife for proper functioning. Only use cutting tools that are in perfect condition with sharp, clean and undamaged MARTOR blades. Also make sure that the knife's operation is not impaired by the material to be cut or by dirt or particle deposits around the blade. **CAUTION: The blade is sharp and can result in serious and deep cuts. Therefore, never reach into the blade!** Do not place your free hand in the line of cutting and never cut directly towards you.

**3. Replacement of spare parts:** Replace any blades that become dull at the right time! Use only the replacement blades from MARTOR for this purpose. Dispose of old blades in a proper fashion. They should not be placed in a waste paper bin, as this poses a considerable danger of injuries. Never perform any repairs yourself. If the knife shows signs of aging or any other wear, e.g. which impair safety features, blade changing or usage, the knife must be taken out of service and replaced. Do not modify this product in any way. Modifications of any kind may impair product safety. **CAUTION:** The risk of injury caused by manipulation of this product is extremely high.

**4. Non-use of the knife:** Always secure the blade in such a way (depending on product type) that injuries due to cuts are excluded. Store the knife in a secure place.

**5. Care instructions:** To guarantee a long service life, always keep the knife clean and do not expose it to unnecessary soiling and humidity.

**CAUTION: No liability will be assumed for consequential losses. Subject to technical changes and errors! This knife does not belong in the hands of children!**

## ACCESSORIES

---

### USED BLADE CONTAINER


NO. 9810



You can fill the USED BLADE CONTAINER with the content of your SAFEBOX. Or directly with your used blades. When the box is full, turn the lid until it shuts. Now the box cannot be reopened. The next step is to safely and completely dispose of the filled USED BLADE CONTAINER as normal waste.

### WALL MOUNT BRACKET USED BLADE CONTAINER

NO. 9845



Include it in your order now! With this mounting bracket you can fix your USED BLADE CONTAINER to a central location. Use the clamp and screws and nuts supplied with the product to attach it to either a pipe or a rod.

### SAFEBOX

NO. 108000



The SAFEBOX is large enough to store a large number of used blades safely. And at the same time, it is compact enough to carry with you. The two slits are not only used for filling, but also to „shorten“ your snap-off blades. When your SAFEBOX is full, empty it into your USED BLADE CONTAINER.

---

## MANUFACTURER

MARTOR KG | Lindgesfeld 28 | 42653 Solingen | Germany  
T +49 212 73870-0 | [info@martor.de](mailto:info@martor.de) | [www.martor.com](http://www.martor.com)